

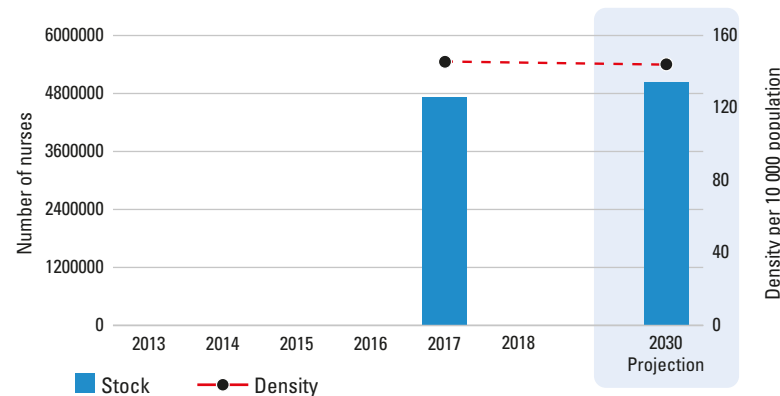
This map is an approximation of actual country borders.

## United States of America

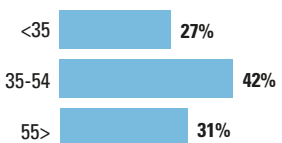
	COUNTRY	WHO REGION
Total population (UN population prospects, 2019)	329064917	1009950130
UHC Service Coverage Index (0-100 points, 2017)	84	-
Life expectancy at birth m/f (years, 2016)	76.0/81.0	73.8/79.8
Probability of dying under five (per 1 000 live births, 2018)	6.5	13.5
Probability of dying between 15 and 60 years m/f (per 1 000 population, 2016)	142/86	162/89
Gross domestic product (GDP) (per capita US\$, 2017)	60055	26759
Current health expenditure as a per cent of GDP (2017)	17.1	7.0
Current health expenditure per capita (US\$, 2017)	10246	1019

Source: WHO


### Nursing stock and density 2013-2018



### Age distribution



### Sex distribution



### Nurse mobility

Foreign trained **NR**  
Foreign born **15.72%**

**Country capacity on:**

Yes
  Partial
  No
  NR No Response

**EDUCATION REGULATION**

- Master list of accredited education institutions
- Accreditation mechanisms for education institutions
- Standards for duration and content of education
- Standards for interprofessional education
- Standards for faculty qualifications<sup>†</sup>

**PRACTICE REGULATION**

- Nursing council/authority for regulation of nursing<sup>†</sup>
- Fitness for practice examination<sup>†</sup>
- Continuing professional development
- Existence of advanced nursing roles

**WORKING CONDITIONS**

- Regulation on working hours and conditions
- Regulation on minimum wage
- Regulation on social protection
- Measures to prevent attacks on HWs

**GOVERNANCE AND LEADERSHIP**

- Chief Nursing Officer position<sup>†</sup>
- Nursing leadership development program<sup>†</sup>
- National association for pre-licensure students<sup>†</sup>

**Nursing personnel (latest year)** **4729338**

Nursing professionals	Nursing associates	Nurses not further defined
<b>3703000</b>	<b>1026338</b>	<b>0</b>

Share of professional nurses	Density	Graduates per year	Minimum duration of training
<b>78%</b>	<b>145.5</b> per 10 000 population	<b>281893</b>	<b>NR</b>

**Share of nurses within the health workforce**

Nurses	<b>NR</b>
Doctors	NR
Midwives	NR
Dentists	NR
Pharmacists	NR

**NR**

**Issues for consideration**

**Density above threshold, no estimation for shortage.**

\*As compared to a benchmark density. Details in *State of the world's nursing 2020 report* and *Global Strategy on Human Resources for Health: Workforce 2030*

**Source:** National Health Workforce Accounts (NHW), 2020 except †. Latest available data are displayed. Includes multiple data sources such as the OECD/Eurostat/WHO EURO Joint Data Collection, labour force survey, census data and estimates from WHO for shortages. Stock and density projection by 2030 based on a simple stock and flow model. See full report for further details. NR=Not reported. Data as of 10 March 2020.