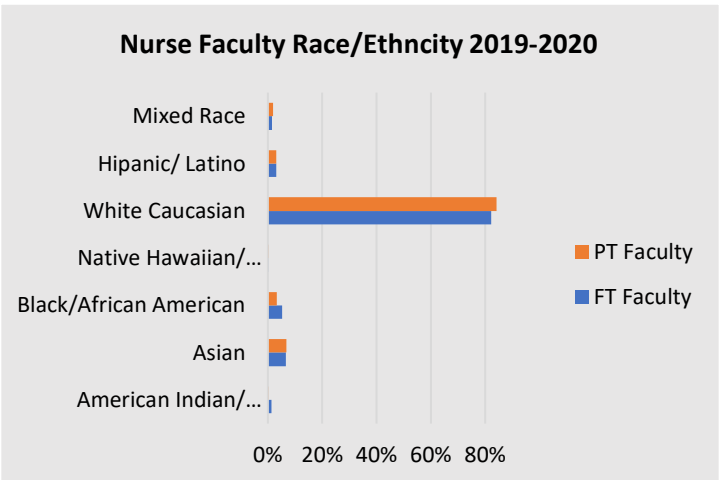
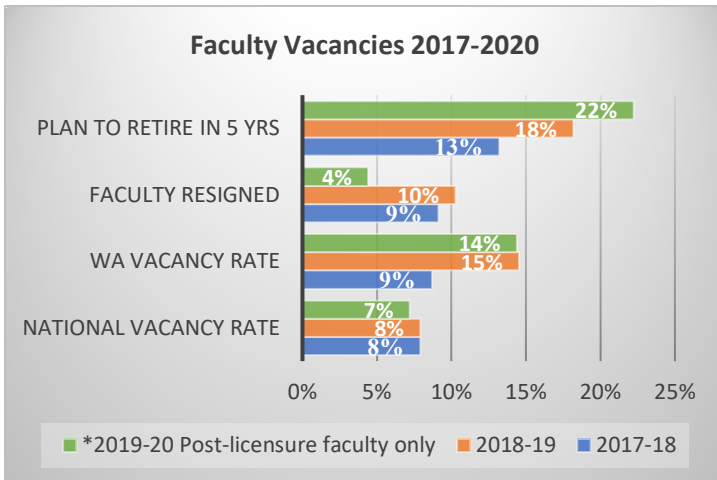


# Washington Nurse Faculty 2022 Data Snapshot



Washington Nurse Faculty by the Numbers Education 2019-2020 <sup>1</sup>		
<b>Nurse Faculty Count</b>		
	<b>Full-time</b>	<b>Part-time</b>
	656	998
<b>Faculty Diversity</b>		
	<b>Full-time</b>	<b>Part-time</b>
White/Caucasian	82%	84%
Racial or Ethnic Minority	18%	16%
Male	10%	12%
<b>Faculty Highest Education</b>		
	<b>Full-time</b>	<b>Part-time</b>
Masters	45%	49%
PhD	36%	12%
DNP	12%	23%
Non-nursing Doctorate	7%	13%
<b>Faculty Age</b>		
	<b>Full-time</b>	<b>Part-time</b>
40 years and younger	13%	31%
41-50 years	26%	28%
51-60 years	32%	24%
61-65 years	18%	10%
65 years and older	11%	8%
<b>Community College Nurse Faculty Salary Median</b>	\$80,014	
<b>University Nurse Faculty Salary Median</b>	\$78,212	
<b>Washington Nurse Faculty Vacancy Rate</b>	14%	
<b>Nurse Faculty Plan to Retire in 5 Years</b>	22%	

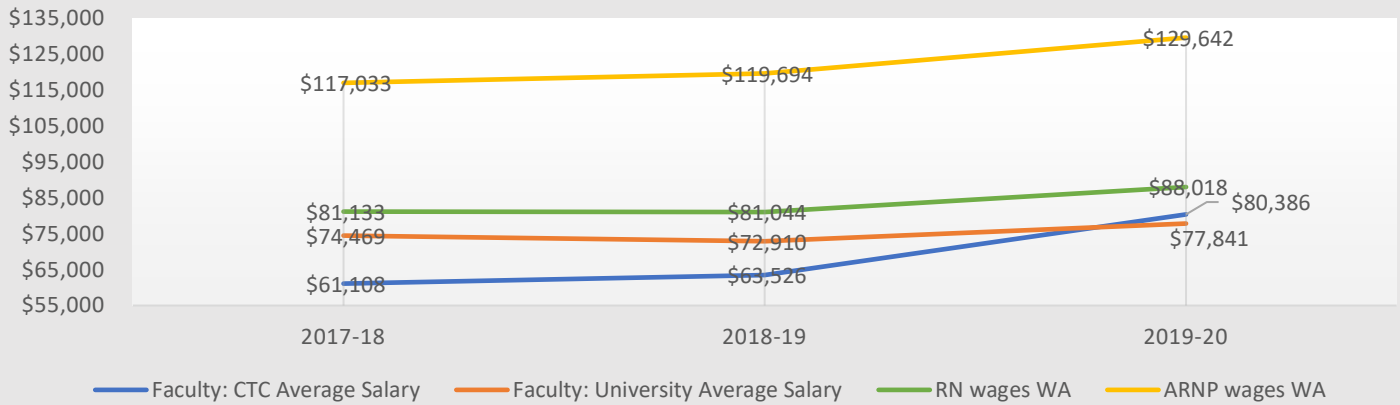


Washington Nurse Faculty Supply by the Numbers 2019-2020 <sup>2</sup>	
<b>% of RNs who describe position as Nurse Faculty</b>	2.7%
<b>% of ARNPs who describe position as Nurse Faculty</b>	2.1%
<b>ARNPs with WA License and Actively Employed Employment Setting in School of Nursing</b>	5.4% Certified Nurse Midwife 2.7% Certified Nurse Practitioner 5.8% Clinical Nurse Specialist 1.2% Certified Registered Nurse Anesthetist

# Washington Nurse Faculty 2022 Data Snapshot



Nurse Wage Trends: Faculty, RNs, ARNPs

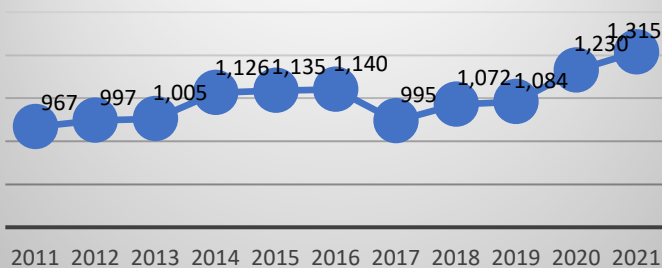


## Washington Nurse Faculty Demand by the Numbers 2019-2020<sup>3</sup>

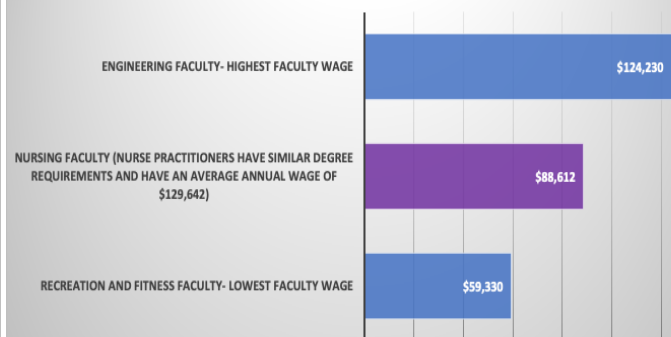
Number of Faculty Jobs in 2021	1,315
Number of Projected Faculty Jobs in 2029	979
Projected Annual Faculty Job Openings (2019-2024)	182
Projected Annual Faculty Job Openings (2024-2029)	197
Average Number of Online Job Postings 2021	1,416
2020 Average Wage Nursing Faculty	\$88,738
Change in Employment from 2011-2021	+35.99%
Projected Change in Employment 2019-2029	+3.67%
% Of Projected Job Openings Due to Separations, Turnover, transfers and exits 2024-2029	19.92%

### Nurse Faculty Estimated Employment 2011-2021 Trend

(Source: OEWS: WA Employment Security Department)



### 2021 Washington Post-Secondary Faculty Wage Comparison (Source: OEWS: WA Employment Security Department)



## References

- 1) Flores-Montoya, A. & Moulton Burwell, P. Washington State Nursing Education Trend Report Academic Years 2014-2020. Published at Washington Center for Nursing.
- 2) Moulton Burwell, P. & Flores-Montoya, A. Washington 2021 Nursing Workforce Supply Data Report: Characteristics of LPNs, RNs, and ARNPs. Published at Washington Center for Nursing.
- 3) Moulton Burwell, P. & Flores-Montoya, A. Washington State Demand Trends for Nursing Professionals: An Environmental Scan of Data from 2011-2020. Published at Washington Center for Nursing.