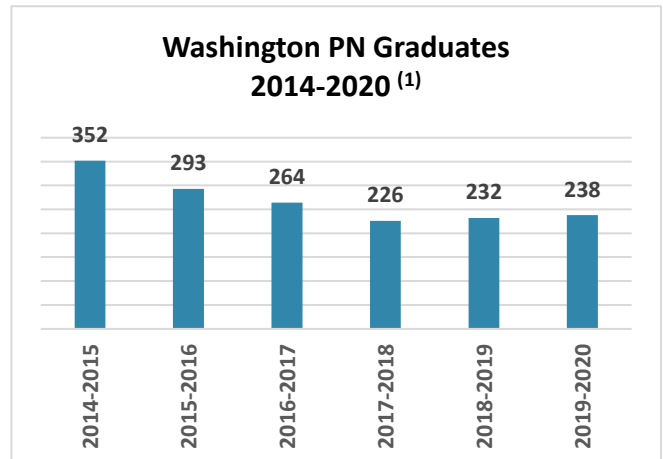
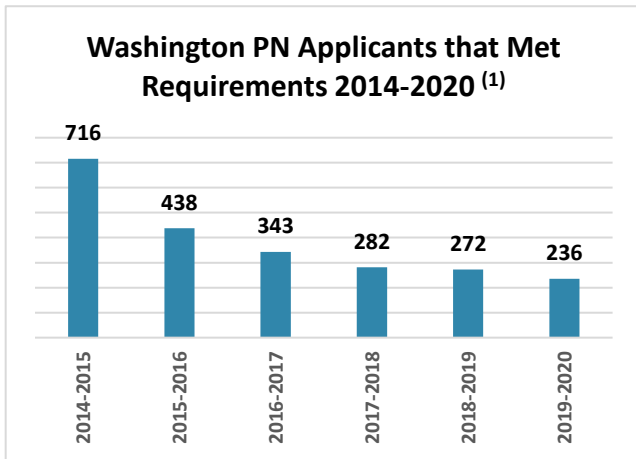


# Washington Licensed Practical Nurses 2022 Data Snapshot



Washington LPN Education by the Numbers 2019-2020 <sup>(1)</sup>	
Number of PN (Practical Nursing) Education Programs	7
Number of Applicants that met Requirements	236
Number of Students Admitted	221
Percentage of Students that are White/Caucasian	53% (WA State Population=65%)
Student Attrition	13%
Graduates	238
NCLEX Pass Rates	96% (National=83%)

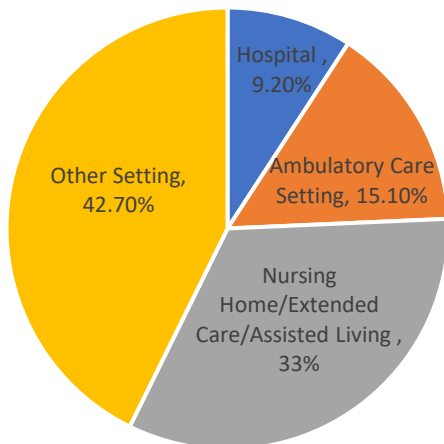


Washington LPN Supply by the Numbers 2021 <sup>(2)</sup>	
Number of LPNs with Active WA license	10,792
Number of LPNs with Active WA License and Employed in Nursing in Washington	4,930
Male	14.3%
Average Age	47 years (National=53)
Education Level	78% Diploma
White/Caucasian	66% (WA State Population=65%)
20% Projected to Retire	By 2028
Employed Full Time or Part Time in Nursing	89.4%
Position Description	79% Staff Nurse
Employment Setting	33% Nursing Home/Extended Care/Assisted Living
Employment Specialty	24.5% Geriatric/Gerontology
Average 32-40 Hours per Week	68.6%
Percentage Actively Practicing in Other States	18.2%

# Washington Licensed Practical Nurses 2022 Data Snapshot

Washington LPN Demand by the Numbers	
Number of LPN Jobs in 2021	7,872
Number of Projected LPN Jobs in 2029	8,734
Projected Annual LPN Job Openings (2019-2024)	2,953
Projected Annual LPN Job Openings (2024-2029)	3,112
Average Number of Online Job Postings 2021	2,086
Average Salary 2020	\$59,183 (National=\$50,090) (AK=\$67,620, OR=\$57,320, CA=\$64,090, ID=\$48,640)
Lowest Average Regional Salary 2020	Clarkston and Lewiston MSA (Metropolitan Statistical Area) \$53,453
Highest Average Regional Salary 2020	Seattle-Tacoma-Bellevue MSA (Metropolitan Statistical Area) \$62,513

LPNs Working in Washington  
Employment Setting <sup>(1)</sup>



**Long Term Care comments from 2021 Washington’s Health Workforce Sentinel Network <sup>(2)</sup>**

***“We place ads for LPNs and exceedingly long periods of time transpire between applicants.”***

***“No school means no graduates. Cannot compete with travel agency wages.”***

**References**

- (1) [Flores-Montoya, A. & Moulton Burwell, P. Washington State Nursing Education Trend Report Academic Years 2014-2020. Published at Washington Center for Nursing.](#)
- (2) [Moulton Burwell, P. and Flores- Montoya, Angelina. Washington 2021 Nursing Workforce Supply Data Report: Characteristics of LPNs, RNs, and ARNPs. Published at Washington Center for Nursing.](#)
- (3) [Moulton Burwell, P. and Flores- Montoya, Angelina. Washington State Demand Trends for Nursing Professionals: An Environmental Scan of Data from 2011-2020. Published at Washington Center for Nursing.](#)