



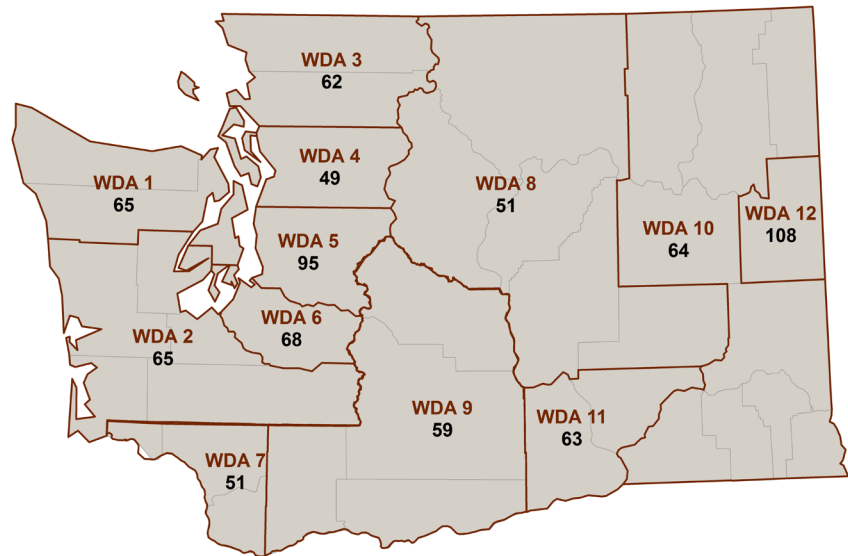
## Advanced Registered Nurse Practitioners (ARNPs)

The advanced registered nurse practitioner (ARNP) license category in Washington includes:

- Certified registered nurse anesthetists (CRNAs).
- Certified nurse midwives (CNMs).
- Nurse practitioners (NPs).
- Clinical nurse specialists (CNSs).

In Washington State, ARNPs must also hold active registered nurse licenses. The following Washington statistics were calculated based on data from the ARNP license files, which contain licensee name, mailing address, birthdate, and gender.

**ARNPs per 100,000 Population with Washington Licenses by Workforce Development Area (WDA),\* 2016**



**Licensed ARNPs per 100,000 Population**

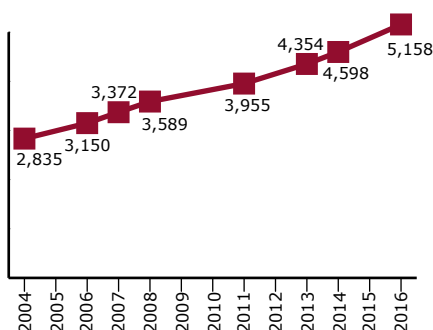
Year	Washington
2016	73
2014	67
2013	64
2011	54
2008	55
2007	50
2006	50
2004	46

**Characteristics of ARNPs with Washington Licenses by Workforce Development Area (WDA), 2016**

WDA*	Licensed ARNPs	2015 Population	Number of ARNPs/100,000 Population	Average ARNP Age	% Male ARNPs
1	236	361,730	65	55.1	13.1%
2	324	500,590	65	51.7	14.5%
3	264	427,190	62	52.2	11.7%
4	372	757,600	49	50.3	12.6%
5	1,947	2,052,800	95	46.6	11.5%
6	565	830,120	68	49.5	11.7%
7	283	560,080	51	50.8	13.8%
8	139	270,220	51	50.8	18.0%
9	191	325,070	59	48.9	22.0%
10	135	211,960	64	51.0	20.7%
11	175	275,740	63	48.0	28.6%
12	527	488,310	108	50.2	22.4%
State	5,158	7,061,410	73	49.1	14.5%

\* Location determined by license mailing address. Counties comprising WDAs: 1 = Clallam, Jefferson, Kitsap; 2 = Grays Harbor, Mason, Thurston, Pacific, Lewis; 3 = Whatcom, Skagit, Island, San Juan; 4 = Snohomish; 5 = King; 6 = Pierce; 7 = Wahkiakum, Cowlitz, Clark; 8 = Okanogan, Chelan, Douglas, Grant, Adams; 9 = Skamania, Klickitat, Yakima, Kittitas; 10 = Ferry, Stevens, Pend Oreille, Lincoln, Whitman, Walla Walla, Columbia, Garfield, Asotin; 11 = Benton, Franklin; 12 = Spokane.

**Number of ARNPs with Washington Licenses and Washington Addresses from 2004 to 2016**



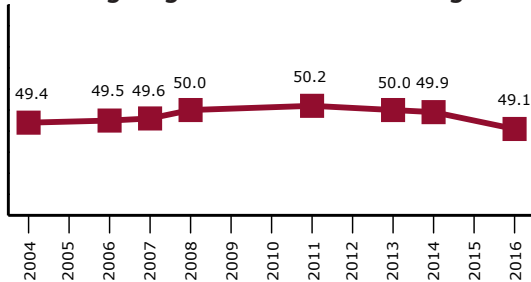
**ARNPs with Washington Licenses\*: Number and Percent by State**

	2006	2008	2011	2013	2014	2016
Total ARNP+ licenses	3,858	4,635	4,830	5,346	5,695	6,486
With address in†:						
Washington	3,150 (82%)	3,589 (77%)	3,955 (82%)	4,354 (81%)	4,598 (81%)	5,158 (80%)
Oregon	196 (5%)	270 (6%)	294 (6%)	324 (6%)	344 (6%)	378 (6%)
Idaho	74 (2%)	81 (2%)	105 (2%)	130 (2%)	133 (2%)	146 (2%)
Other	438 (11%)	695 (15%)	476 (10%)	538 (10%)	620 (11%)	804 (12%)

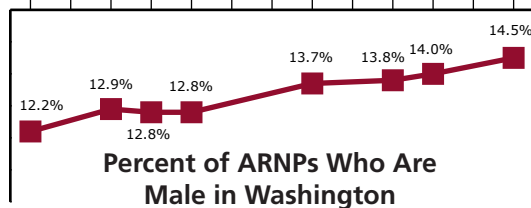
\* Accessed from licensing files April 2016, April 2014, April 2013, March 2011, September 2008, October 2007, and August 2006.  
 † Ages 18 through 75.  
 ‡ Due to rounding, these percentages may not sum to 100.

**ARNP Age and Gender**

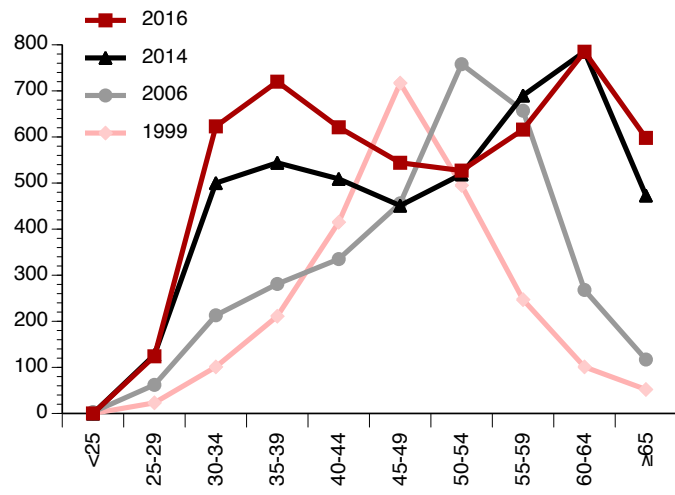
**Average Age of ARNPs in Washington**



**Percent of ARNPs Who Are Male in Washington**

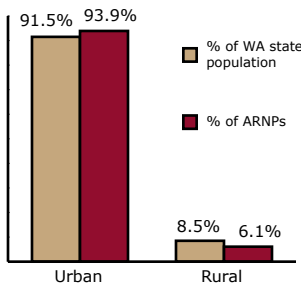


**ARNPs by Age Group in Washington**

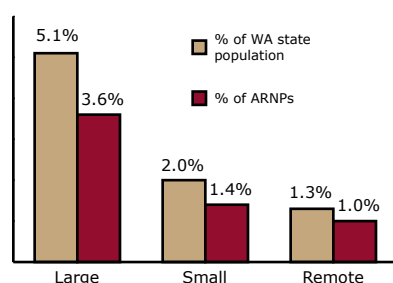


Accessed from licensing files April 2016, April 2014, April 2013, March 2011, September 2008, October 2007, and August 2006. Analysis includes those ages 18 through 75 with a Washington license and Washington address.

**2016 Urban-Rural Population and ARNP Distribution in Washington**



**2016 Population and ARNP Distribution by Rural Area Type in Washington**



**Funding:**

The analyses for this report were conducted by the University of Washington Center for Health Workforce Studies with funding from the Washington Center for Nursing through Washington State Department of Health Grant #N14191.

**Data Sources:**

Washington State ARNP data are from the Washington State Department of Health, Health Professions Licensing Data System, 2016 (April), 2014 (April), 2013 (April), 2011 (March), 2008 (September), 2007 (October), 2006 (August), 2004, and 1999. All analyses include ARNPs ages 18 through 75.

General Washington population data are from the Washington State Office of Financial Management and are updated April 1 of each year (<http://www.ofm.wa.gov/pop/april1/>).

The urban-rural location of each ARNP was determined using their license ZIP code and the Rural-Urban Commuting Area Codes 3.1.

**For more information:**

**University of Washington  
 WWAMI Center for Health Workforce Studies**  
 Holly Andrilla, Biostatistician  
 206-685-6680  
 hollya@uw.edu  
<http://depts.washington.edu/uwchws/>

**Washington Center for Nursing**  
 Sofia Aragon, Executive Director  
 206-787-1200 ext. 107  
 sofiaa@wcnursing.org  
<http://www.wcnursing.org/>

This report was produced at the University of Washington Center for Health Workforce Studies by Holly Andrilla, Susan Skillman, and Bev Marshall.