

# Washington Nurse Practitioners

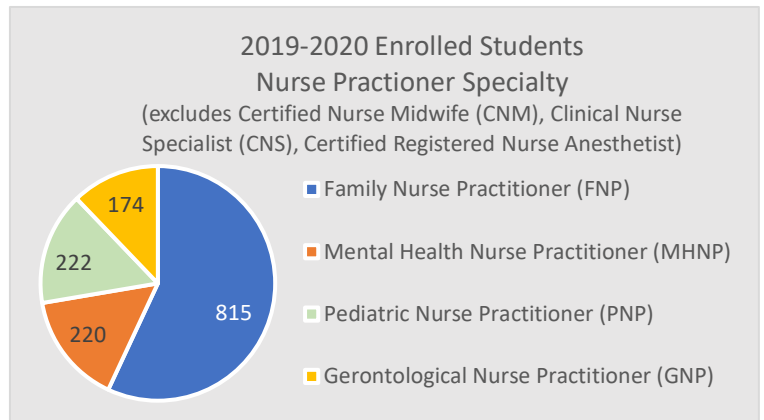
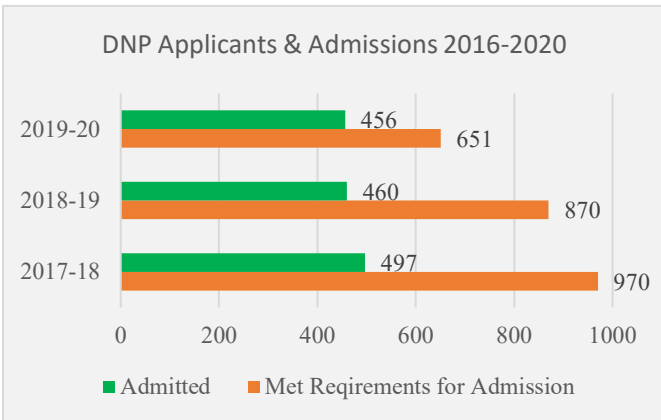
## 2022 Data Snapshot (excludes Certified Nurse Midwife (CNM),

Clinical Nurse Specialist (CNS), Certified Registered Nurse Anesthetist)

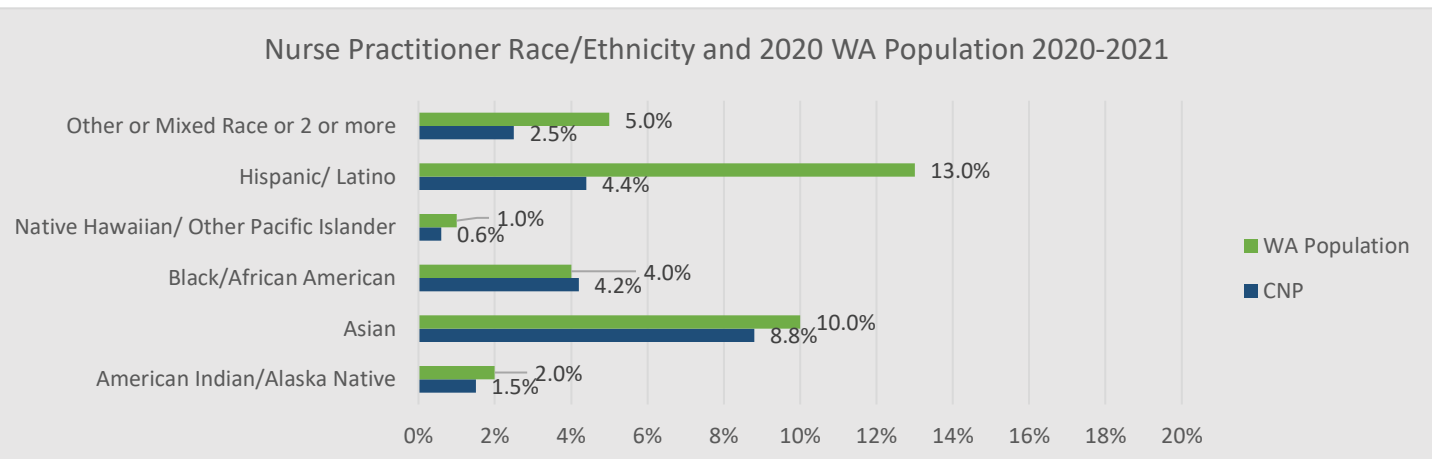


**WASHINGTON CENTER FOR NURSING**

Washington Nurse Practitioner Education 2019-2020 <sup>1</sup>	
Number of DNP Programs	8
Number of DNP Applicants that met Requirements	651
Number of DNP Students Admitted	456
Percentage of Student identify as racial/ethnic minority	32%
DNP Student Attrition	5%
Graduates (MN-ARNP and all DNP)	101 MN-ARNP 382 DNP (includes non-ARNP graduates)



Washington NP Supply by the Numbers 2021 <sup>2</sup>	
Number of NPs with Active WA license	7,617
Number of NPs with Active WA License and Employed in Nursing in WA	6,891
Male	15.5%
Average Age	46 years
Education Level	85% Master's degree in Nursing
White/Caucasian	78%
20% Projected to Retire	By 2028
Employment Setting	30.7% Ambulatory Care 15% Family Health 14% Psychiatric/Mental Health/ Substance Abuse
Employment Specialty	



# Washington Nurse Practitioners

## 2022 Data Snapshot (excludes Certified Nurse Midwife (CNM), Clinical Nurse Specialist (CNS), Certified Registered Nurse Anesthetist)

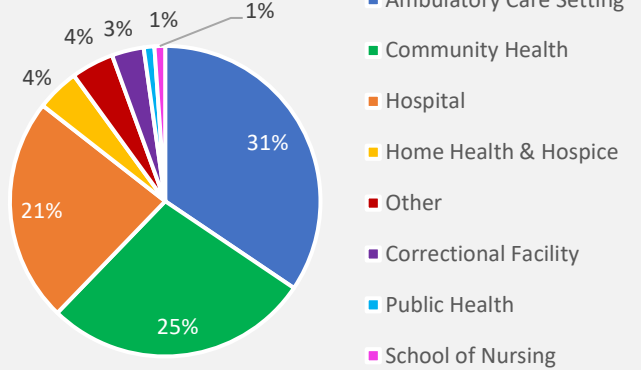


*"We have a primary care turnover that NPs can assist with."*  
 Small Acute Care Hospital Comments for Nurse Practitioner  
**2021 Washington's Health Workforce Sentinel Network**

*"We now pay our ARNPs the rate we were paying our psychiatrists three years ago. Costs in this area have risen rapidly and dramatically."*

*"Both Psych ARNPs and Child and Adolescent Psychiatrists are extremely difficult to hire. They expect a very high salary, and we have no choice but to meet their demands."*  
 Behavioral and Mental Health Clinics Comments for Nurse Practitioner  
**2021 Washington's Health Workforce Sentinel Network**

Certified Nurse Practitioner (CNP) Actively Employed, WA License Employment Setting

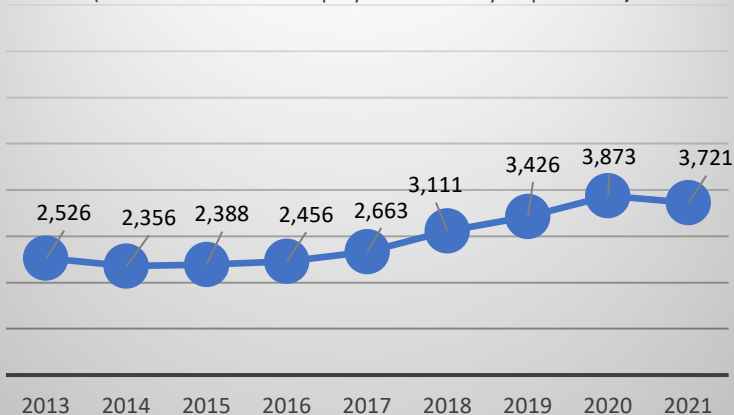


### Washington NP Demand by the Numbers <sup>3</sup>

Number of NP Jobs in 2021	3,721
Number of Projected NP Jobs in 2029	5,834
Projected Annual NP Job Openings (2019-2024)	1,303
Projected Annual NP Job Openings (2024-2029)	1,604
Average Number of Online Job Postings 2021	1,416
Average Salary 2020	\$129,642 (National=\$114,510) (AK=\$110,270, OR=\$118,600, CA=\$145,70, ID=\$113,890)
Lowest Average Regional Salary 2020	Clarkston and Lewiston MSA (Metropolitan Statistical Area) \$96,499
Highest Average Regional Salary 2020	Longview MSA (Metropolitan Statistical Area) \$142,392

### Nurse Practitioner Employment 2013-2021 Trend

(Source: OEWS: WA Employment Security Department)



### References

- 1) [Flores-Montoya, A. & Moulton Burwell, P. Washington State Nursing Education Trend Report Academic Years 2014-2020. Published at Washington Center for Nursing.](#)
- 2) [Moulton Burwell, P. & Flores- Montoya, A. Washington 2021 Nursing Workforce Supply Data Report: Characteristics of LPNs, RNs, and ARNPs. Published at Washington Center for Nursing.](#)
- 3) [Moulton Burwell, P. & Flores- Montoya, A. Washington State Demand Trends for Nursing Professionals: An Environmental Scan of Data from 2011-2020. Published at Washington Center for Nursing.](#)