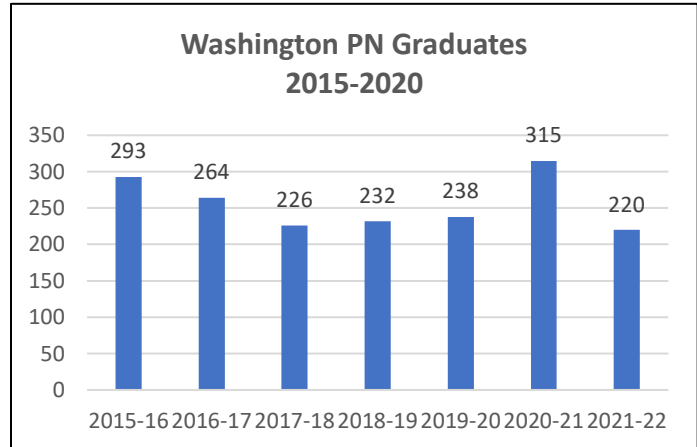
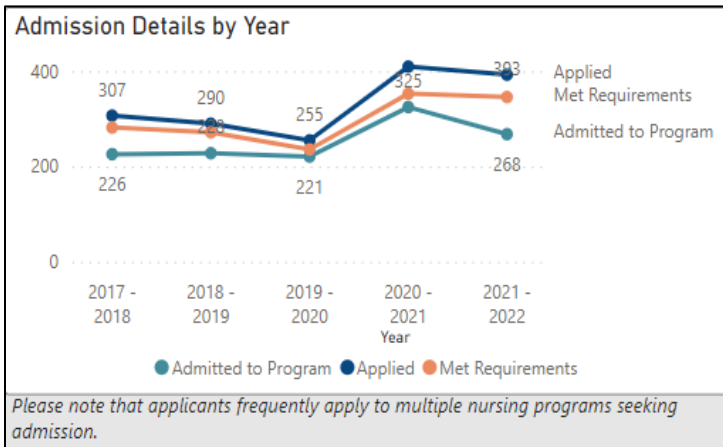


# Washington Licensed Practical Nurses 2023 Data Snapshot



Washington LPN Education by the Numbers 2021-2022 <sup>(1,2,4)</sup>	
Number of PN Education Programs	7
Number of Applicants that met Requirements	346
Number of Students Admitted	268
Percentage of Students identify as racial/ethnic minority	55% (WA State = 37%)
Graduates	220
NCLEX Pass Rates	92.2% (National = 79.9%)



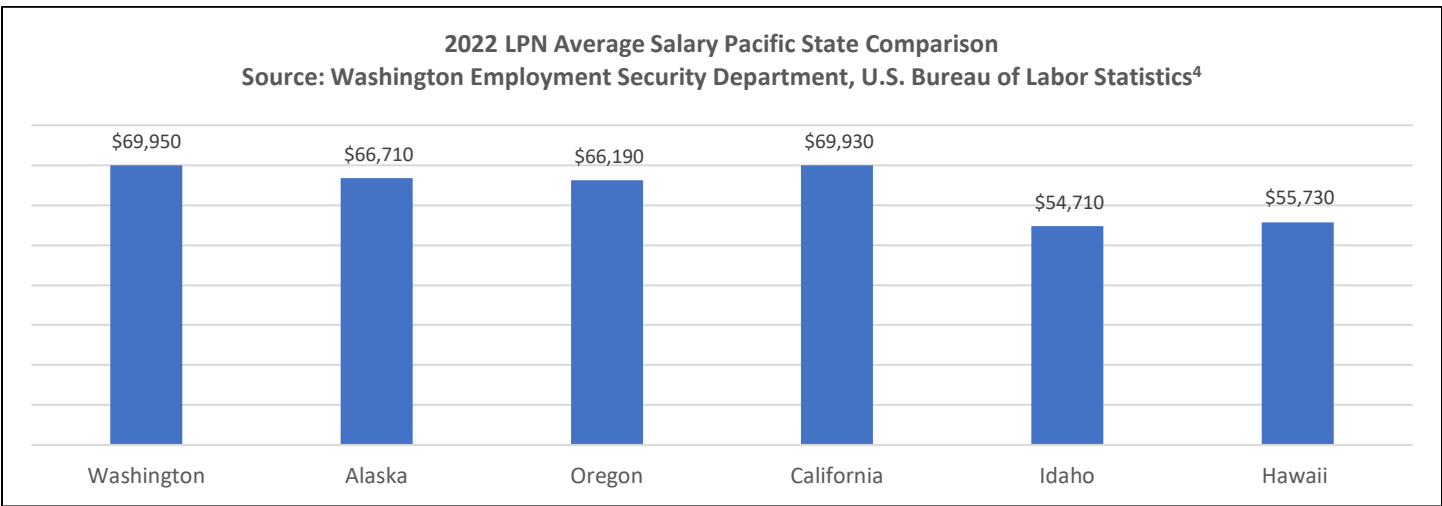
Source: Washington Board of Nursing Education Dashboard <sup>(2)</sup>

Washington LPN Supply by the Numbers 2023 <sup>(3)</sup>	
Number of LPNs with Active WA license	10,929
Number of LPNs with Active WA License and Reside in WA	9,060
Male	13.77%
Average Age	49.6 years (National=53)
Highest Education Level	86.45% Vocational/Practical Certificate
White/Caucasian	70.08% (WA State Population=65%)
Employed Full Time or Part Time in Nursing in a Position that Requires a Nurse License	95.82%
Primary Position Description	78.4% Staff Nurse 10.3% Other health-related 7.80% Nurse Manager
Primary Employment Setting	20.96% Nursing Home/Extended Care 18.95% Other 14.97% Ambulatory Care Setting 12.01% Assisted Living Facility 9.33% Hospital 8.94% Home Health
Primary Employment Specialty	27.7% Geriatric/Gerontology 10.48% Other-Clinical Specialties 7.19% Psychiatric/Mental Health
Average 32-40 Hours per Week	64.99%

# Washington Licensed Practical Nurses 2023 Data Snapshot



Washington LPN Demand by the Numbers <sup>4</sup>	
Number of LPN Jobs in 2021	7,834
Number of Projected LPN Jobs in 2031	8,472
Projected Annual LPN Job Openings (2021-2026)	2,866
Projected Annual LPN Job Openings (2026-2031)	3,007
Labor Market Supply/Demand Gap 2023	1,151 more LPN jobs than available LPNs
Average Salary 2022	\$69,950
Lowest Average Regional Salary 2022	\$57,570 Clarkston (WA)/Lewiston (ID)
Highest Average Regional Salary 2022	\$73,510 Seattle-Tacoma-Bellevue



## References

- (1) Washington State Department of Health (2023). Approved Nursing Programs in the State of Washington. Retrieved from <https://nursing.wa.gov/sites/default/files/2023-07/Approved-Nursing-Programs-WA.pdf>
- (2) Washington State Board of Nursing (2023). [Education Data Dashboard](#).
- (3) Washington State Board of Nursing (2023). [Licensing Dashboard](#) (updated 11/3/2023), [Workforce Dashboard](#) (updated 11/3/2023)
- (4) Washington Employment Security Department: [Occupational Employment and Wage Estimates 2023](#), [2021-2031 Long-Term Occupational Projections \(alternative state specific\)](#), [Labor Market Supply/Demand Gap Analysis](#)
- (5) Washington State Board of Nursing Annual Education Survey (2021-2022 academic year).