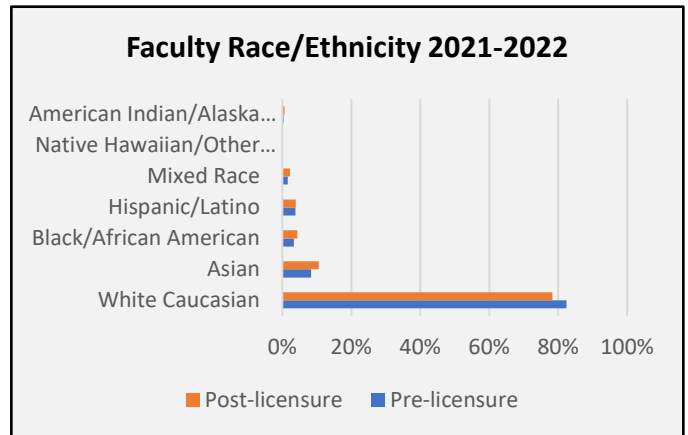
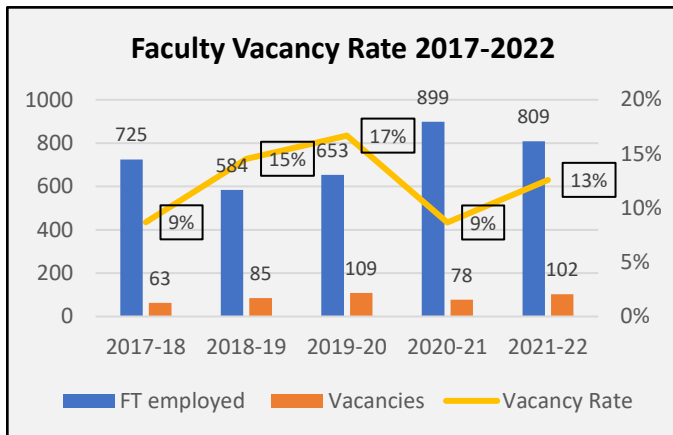


# Washington Nurse Faculty 2023 Data Snapshot

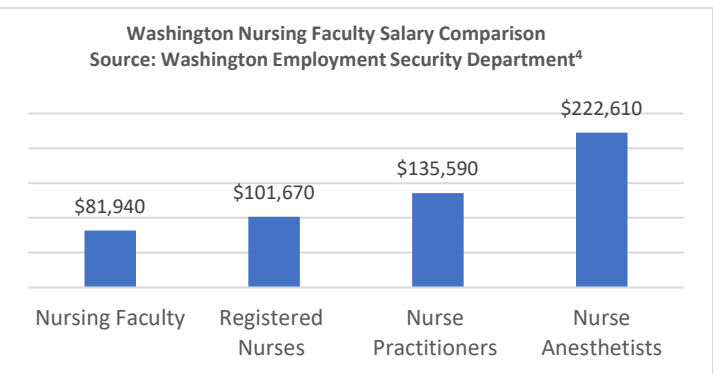
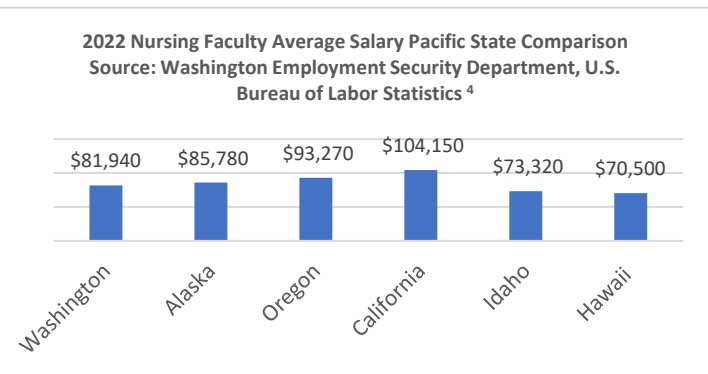
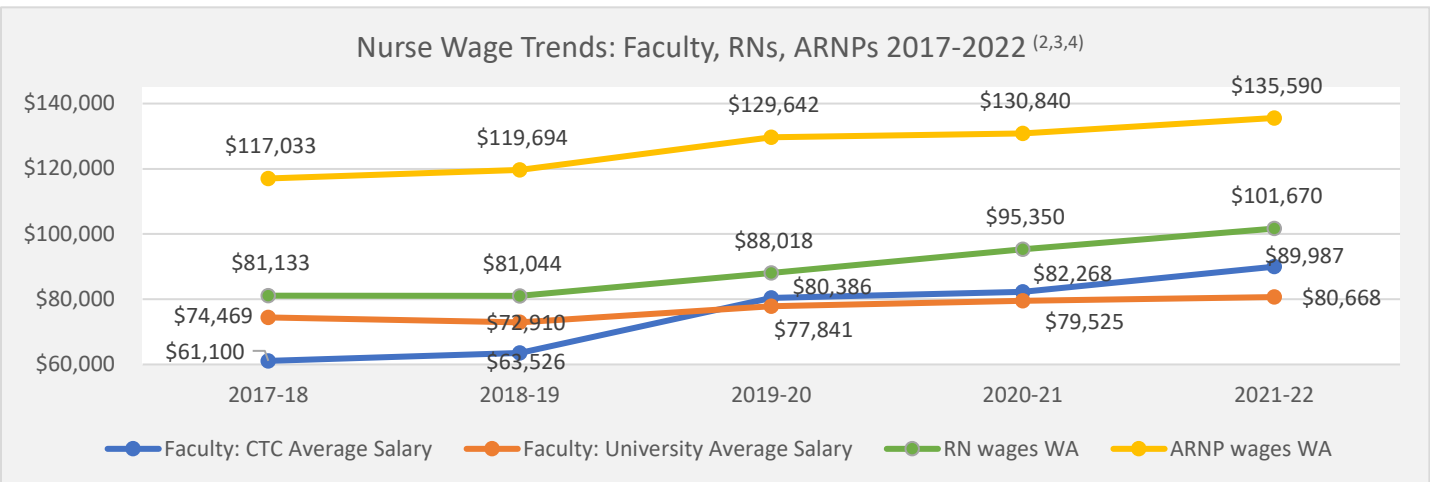
Washington Nurse Faculty by the Numbers Education 2021-2022 <sup>1,2,5</sup>				
<b>Nurse Faculty Count</b>		<b>Pre-Licensure</b> Full-time 469 Part-time 484		<b>Post-Licensure</b> Full-time 340 Part-time 377
<b>Faculty Diversity</b>		<b>Pre-Licensure</b>	<b>WA Population <sup>6</sup></b>	<b>Post-Licensure</b> <b>WA Population<sup>6</sup></b>
White/Caucasian		82.4%	65.1%	78.3%
Racial or Ethnic Minority		17.6%	37.2%	21.7%
Male		9.4%	50.5%	9.7%
<b>Faculty Highest Education</b>		<b>Pre-Licensure</b>		<b>Post-Licensure</b>
Masters		58%		31%
PhD		11%		39%
DNP		13%		23%
Non-nursing Doctorate		2%		7%
<b>Faculty Age</b>		<b>Pre-Licensure</b>		<b>Post-Licensure</b>
40 years and younger		27%		24%
41-50 years		30%		32%
51-60 years		25%		23%
61-70 years		16%		16%
71 years and older		3%		4%
<b>Community College Nurse Faculty 9-month Salary Average</b>		<b>Pre-Licensure</b> \$89,622		<b>Post-Licensure</b> \$90,353
<b>University Nurse Faculty Salary 9-month Salary Average</b>		<b>Pre-Licensure</b> \$75,799		<b>Post-Licensure</b> \$85,538
<b>Washington Nurse Faculty Vacancy Rate</b>		<b>Pre-Licensure</b> 11%		<b>Post-Licensure</b> 15%



# Washington Nurse Faculty 2023 Data Snapshot

Washington Nurse Faculty Supply by the Numbers 2023 <sup>3</sup>	
% of RNs who describe position as Nurse Faculty	2.43%
RNs Primary Employment Setting in School of Nursing	1.73%
RNs Secondary Employment Setting in School of Nursing	7.35%
% of ARNPs who describe position as Nurse Faculty	1.99%
ARNPs Primary Employment Setting in School of Nursing	5.41% Certified Nurse Midwife 2.80% Certified Nurse Practitioner 5.8% Clinical Nurse Specialist
ARNPs Secondary Employment Setting in School of Nursing	11.43% Certified Nurse Midwife 7.83% Certified Nurse Practitioner 14.29% Clinical Nurse Specialist .4% Certified Registered Nurse Anesthetist

Washington Nurse Faculty Demand by the Numbers <sup>4</sup>	
Number of Faculty Jobs in 2021	1,419
Number of Projected Faculty Jobs in 2031	1,671
Projected Annual Faculty Job (2021-2026)	337
Projected Annual Faculty Job (2026-2031)	348



## References

- (1) Washington State Department of Health (2023). Approved Nursing Programs in the State of Washington. Retrieved from <https://nursing.wa.gov/sites/default/files/2023-07/Approved-Nursing-Programs-WA.pdf>
- (2) Washington State Board of Nursing (2023). [Education Data Dashboard](#).
- (3) Washington State Board of Nursing (2023). [Licensing Dashboard](#) (updated 11/3/2023), [Workforce Dashboard](#) (updated 11/3/2023)
- (4) Washington Employment Security Department: [Occupational Employment and Wage Estimates 2023](#), [2021-2031 Long-Term Occupational Projections \(alternative state specific\)](#), [Labor Market Supply/Demand Gap Analysis](#)
- (5) Washington State Board of Nursing Annual Education Survey (2021-2022 academic year).
- (6) [U.S. Census Bureau Quick Facts Washington \(2022\)](#).