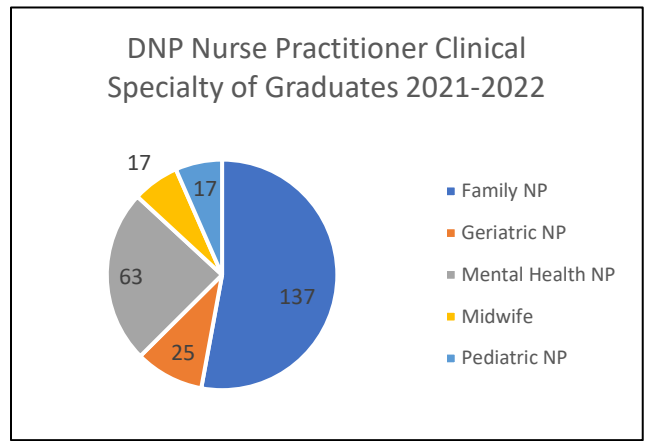
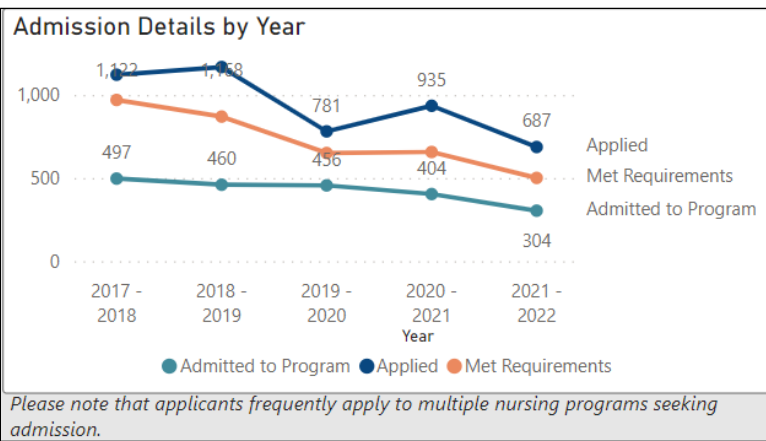


# Washington Nurse Practitioner (NP)

**2023 Data Snapshot** (excludes Certified Nurse Specialist (CNS) and Certified Registered Nurse Anesthetist (CRNA))

Washington Nurse Practitioner Education 2021-2022 <sup>1,2</sup>	
Number of Doctor of Nursing Practice (DNP) Programs	9
Number of DNP Applicants that met Requirements	501
Number of DNP Students Admitted	304
Percentage of Students identify as racial/ethnic minority	40% (WA state 37% in 2022)
DNP Student Attrition	3%
Graduates (MSN-ARNP and all DNP)	132 MSN-ARNP (Master of Science in Nursing-Advanced Registered Nurse Practitioner) 259 DNP (Nurse Practitioner Clinical Specialty)



Washington NP Supply by the Numbers 2021 <sup>3</sup>	
Number of NPs with Active WA licenses	12,517
Number of NPs with Active WA License and reside in WA	7,390
Male NPs	12.97%
Average NP Age	47 years
Highest Education Level NPs	77.96% Master's degree in Nursing
White/Caucasian NPs	79.41%
NPs Employed Full or Part Time in Nursing Position that Requires a Nursing License	93.42%
NP Primary Position Description	77.93% Advanced Practice Nurse 16.29% Staff Nurse
NP Primary Employment Setting	27.06% Ambulatory Care 25.59% Hospital 25.23% Other 8.82% Community Health
NP Primary Employment Specialty	20.68% Family Health 17.78% Psychiatric/Mental Health 10.31% Other-Clinical Specialties 7.79% Acute Care/Critical Care
NP Work Average 30-40 Hours Per Week	59.96%

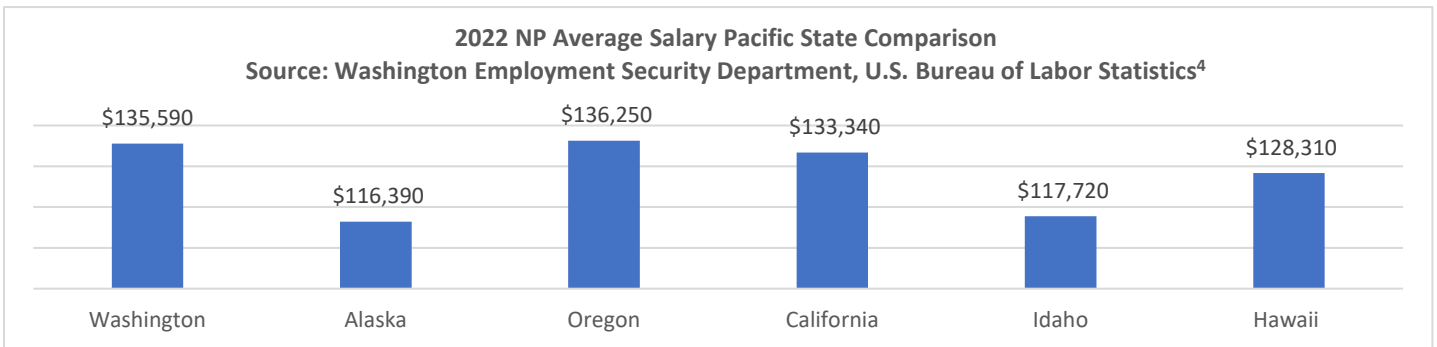


WASHINGTON CENTER FOR NURSING

# Washington Nurse Practitioner (NP)

**2023 Data Snapshot** (excludes Certified Nurse Specialist (CNS) and Certified Registered Nurse Anesthetist (CRNA))

Washington NP Demand by the Numbers <sup>4</sup>	
Number of NP Jobs in 2021	4,085
Number of Projected NP Jobs in 2031	6,258
Projected Annual NP Job Openings (2021-2026)	1,458
Projected Annual NP Job Openings (2026-2031)	1,786
Labor Market Supply Gap 2023	835 more jobs than NPs
Average Salary 2022	\$135,590
Lowest Average Regional Salary 2022	\$119,520 Bellingham
Highest Average Regional Salary 2022	\$140,670 Vancouver (WA)/Portland (OR)



## References

- (1) Washington State Board of Nursing (2023). Education Data Dashboard: [Education Data Dashboard](#)
- (2) Washington State Board of Nursing Annual Education Survey Academic Year: 2021-2022.
- (3) Washington State Board of Nursing (2023). [Licensing Dashboard](#) (updated 11/3/2023), [Workforce Dashboard](#) (updated 11/3/2023)
- (4) Washington Employment Security Department: [Occupational Employment and Wage Estimates 2023](#), [2021-2031 Long-Term Occupational Projections \(alternative state specific\)](#), [Labor Market Supply/Demand Gap Analysis](#)